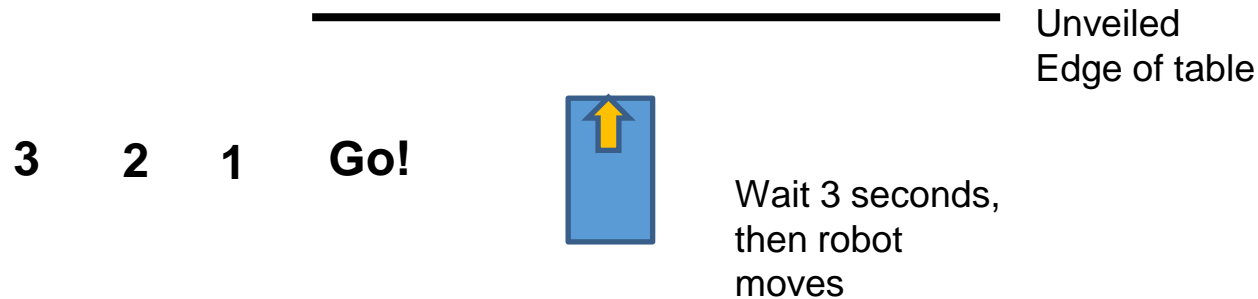


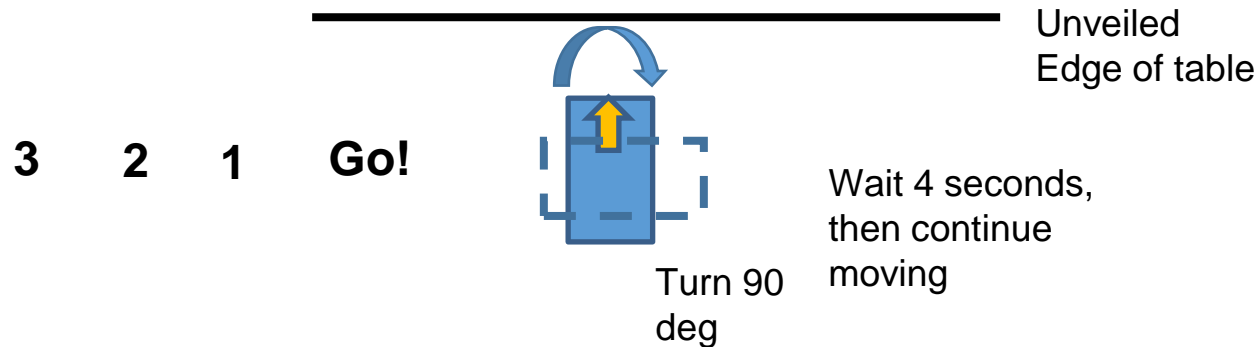
# Unknown Start Example 1

- Front of robot faces table edge approximately 2 cm away
- Robot must be able to start anywhere along one of the straight edges. Exact location will be unveiled after impound
- When started, robot must wait 3 seconds before continuing



# Unknown Start Example 2


- Front of robot faces table edge approximately 2 cm away
- Robot must be able to start anywhere along one of the straight edges. Exact location will be unveiled after impound
- When started, the robot must turn right (spin in place) approximately 90 degrees, then wait 4 seconds before continuing



# Unknown Start Example 3

- Front of robot faces table edge with left sensor over edge
- Robot must be able to start anywhere along one of the straight edges. Exact location will be unveiled after impound
- The robot must wait until a piece of white paper is moved from under the LEFT edge sensor before moving

3 2 1 Go!



Remove paper, then robot moves

# Unknown Start Example 4

- Front of robot faces table edge approximately 20 cm away
- Robot must be able to start anywhere along one of the straight edges. Exact location will be unveiled after impound
- The robot must wait until a hand is held in front of the distance sensor before moving

